



x.time work glass

| | | |
|----|----|----|
| AC | RO | CA |
| NC | WE | VE |

WV

soluzioni di strutture
structure solution



stop



next

programmi direzionali integrabili in melaminico e cristallo
modular managerial lines in melamine and glass























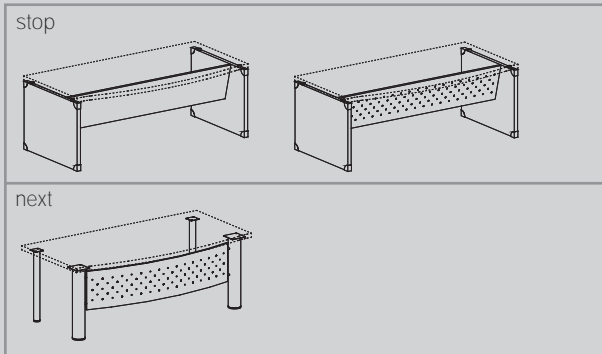
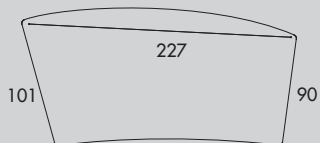
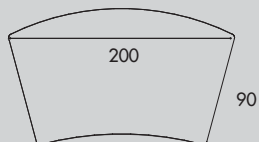
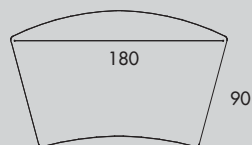
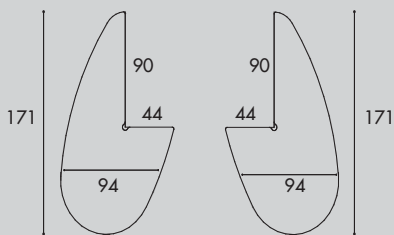
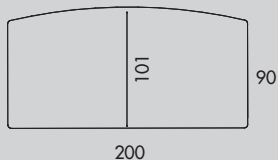
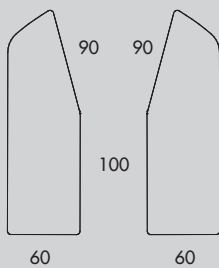
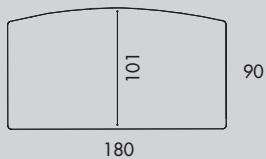
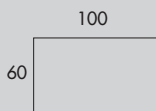
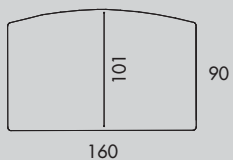








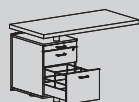




! VI PREGHIAMO DI CONTATTARCI PER ACCOPPIARE PIANI E STRUTTURE
PLEASE CONTACT US TO JOIN TOPS AND LEGS



FODA100
100x60x73,5



FOG1100
100x60x73,5



left FODSSX0
180x60x73,5



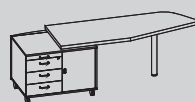
right FODSDX0
180x60x73,5



left FOG1SX0
180x60x73,5



right FOG1DX0
180x60x73,5



left FOMSSX0
207x60x73,5



right FOMSDX0
207x60x73,5



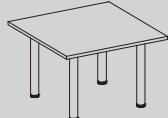
FECN180



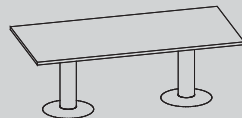
COTC10C
Ø 100
COTC12C
Ø 120



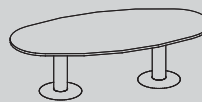
COTC10G
Ø 100
COTC12G
Ø 120



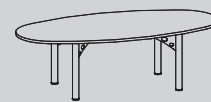
COTC11Q
110x110



IDTR210
210x100



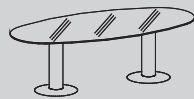
IDTR200
200x110
IDTR240
240x110



IDTR201
200x110
IDTR241
240x110



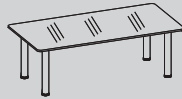
FETC12C
Ø 120



FETR230
230x110



FETR231
230x110



FECT060
60x60x40
FECT120
120x60x40



IDCA003
42x56x58



IDCA002
42x56x58



IDCA001
42x56x58



IDCAC03
42x56x58,5



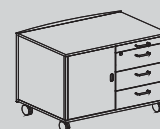
IDCAC02
42x56x58,5



IDCAC01
42x56x58,5



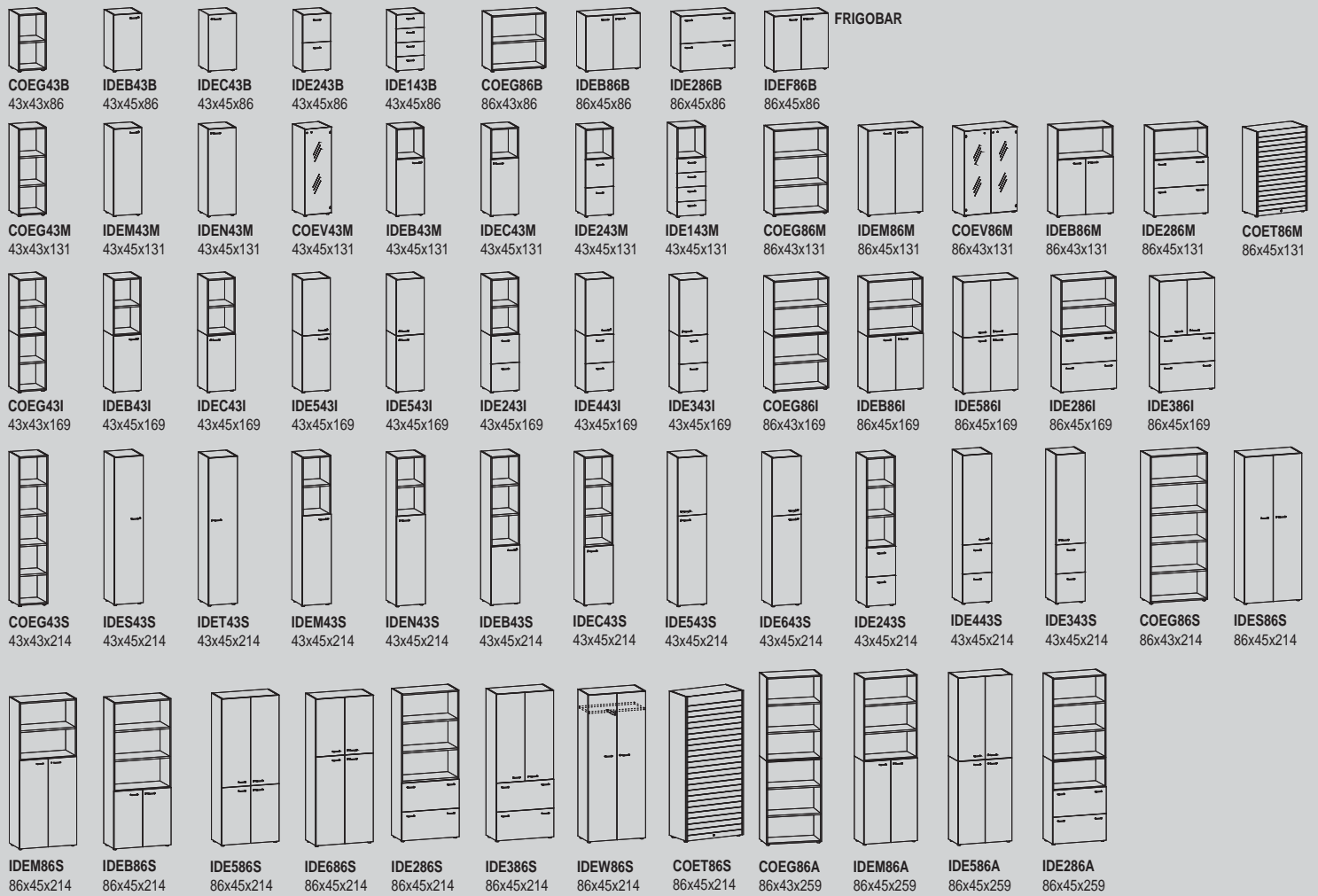
IDE7420
42x56x121



FOMS003
82x59x67



ACPOCA2
35x20



OPTIONS

