

# Easy



**Semplice e perfetto.**  
*Simple and perfect.*

Leggero e trasparente, Easy è il sistema Reception pensato per farsi spazio in ogni ambiente di accoglienza con una gamma completa di elementi ed accessori.

*Light and transparent, Easy is the Reception system designed to fit into every reception environment with a complete range of elements and accessories.*



Pratico e funzionale Easy organizza con ordine e linearità le attività di ricevimento.

*The warmth of wood, the transparency of polycarbonate, the coolness of aluminium: Easy welcomes rationality.*





Il calore del legno, la trasparenza del policarbonato, la freschezza dell'alluminio: Easy dà il benvenuto alla razionalità.

*Practical and functional, Easy organises reception activities with order and linearity.*

**RECEPTION EASY**

ART. 570 577 583 572 578 584

RECEPTION LINEARE L100  
linear reception w 39" w

PANNELLO SUPERIORE L100  
upper panel w 39" w

MENSOLA L100  
shelf w 39" w

RECEPTION LINEARE L120  
linear reception w 47" w

PANNELLO SUPERIORE L120  
upper panel w 47" w

MENSOLA L120  
shelf w 47" w

COMPLETARE SEMPRE CON  
PANNELLO SUPERIORE ART. 577 E MENSOLA ART. 583  
to be always completed with upper panel art. 577 and shelf art. 583

COMPLETARE SEMPRE CON  
PANNELLO SUPERIORE ART. 578 E MENSOLA ART. 584  
to be always completed with upper panel art. 578 and shelf art. 584



L100 x p.64 x H.109,5

L97,4 x p.0,5 x H.39

L100 x p.40 x H.2,5

L120 x p.64 x H.109,5

L117,4 x p.0,5 x H.39

L120 x p.40 x H.2,5

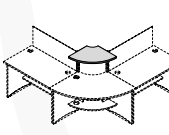
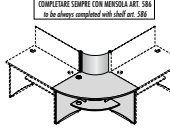
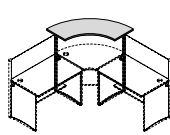
ART. 580 585 581 586

ANGOLO ESTERNO 90°  
external corner 90°

MENSOLA PER ANGOLO ESTERNO 90°  
shelf for external corner 90°

ANGOLO INTERNO 90°  
internal corner 90°

MENSOLA PER ANGOLO INTERNO 90°  
shelf for internal corner 90°



L76 x p.76 x H.109,5

L94/94 x p.40 x H.2,5

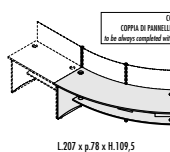
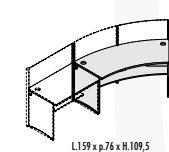
L94 x p.94 x H.109,5

L52/52 x p.40 x H.2,5

ART. 575 576

ANGOLO ESTERNO 45°  
external corner 45°

ANGOLO INTERNO 45°  
internal corner 45°



L159 x p.76 x H.109,5

L207 x p.78 x H.109,5

COMPLETARE SEMPRE CON  
COPPIA DI PANNELLI SUPERIORI ART. 579 E MENSOLA ART. 587  
to be always completed with set of 2 upper panels art. 579 and shelf art. 587

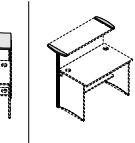
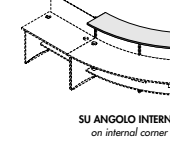
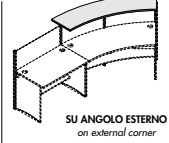
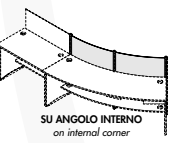
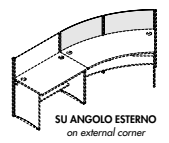
COMPLETARE SEMPRE CON  
COPPIA DI PANNELLI SUPERIORI ART. 579 E MENSOLA ART. 587  
to be always completed with set of 2 upper panels art. 579 and shelf art. 587

ART. 579 587 589

COPPIA DI PANNELLI SUPERIORI PER ANGOLI 45°  
set of 2 upper panels for corners 45°

MENSOLA PER ANGOLI 45°  
shelf for corners 45°

KIT 1 MONTANTE + N°2 MENSOLE TERMINALI  
KIT 1 upright + 2 terminal shelves



SU ANGOLO ESTERNO  
on external corner

SU ANGOLO INTERNO  
on internal corner

SU ANGOLO ESTERNO  
on external corner

SU ANGOLO INTERNO  
on internal corner

ART. 141 142 500 501dx(right)-519sx(left) 505 506

**CONTENITORI UNIVERSALI OYO**  
universal cabinets OYO

CASSETTIERE SU RUOTE  
drawer units on wheels

MOBILI BASSI  
low cabinets



L42,1 x p.55,2 x H.57,3

L45 x p.46,2 x H.83,2

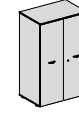
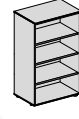
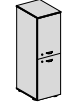
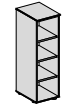
L45 x p.46,2 x H.83,2

L90 x p.46,2 x H.83,2

L90 x p.46,2 x H.83,2

ART. 510 511dx(right)-528sx(left) 512dx(right)-529sx(left) 515 516 517

MOBILI MEDI  
medium cabinets



L45 x p.46,2 x H.160

L45 x p.46,2 x H.160

L45 x p.46,2 x H.160

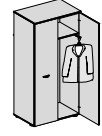
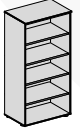
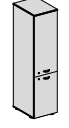
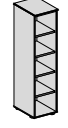
L90 x p.46,2 x H.160

L90 x p.46,2 x H.160

L90 x p.46,2 x H.160

ART. 525 526dx(right)-531sx(left) 527dx(right)-533sx(left) 535 534 536 537

MOBILI ALTI  
high cabinets



L45 x p.46,2 x H.198,4

L45 x p.46,2 x H.198,4

L45 x p.46,2 x H.198,4

L90 x p.46,2 x H.198,4

L90 x p.46,2 x H.198,4

L90 x p.46,2 x H.198,4

L90 x p.46,2 x H.198,4

